

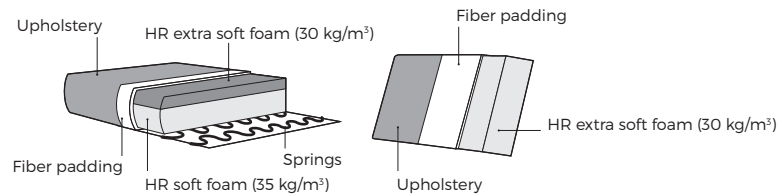
Dreamer



Dreamer



Comfort



1. Upholstery

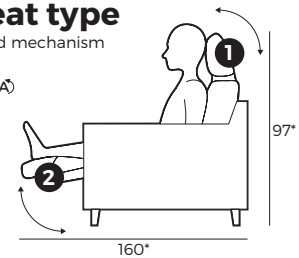


* Leather covers may require more stitches than fabric covers.

2. Headrest & seat type

*Measures with fully opened mechanism

- 1 Manual ↗ / Electrical ⤴
- 2 Electrical ⤴



3. Armrests



*Not suitable for chaiselong



Omega*

W 3 x L 104 x H 55

River

W 18 x L 104 x H 55

Gaby

W 25 x L 104 x H 55

3. Multicolor option



5. Legs



329
Oiled



Wenge
colored
lacquer



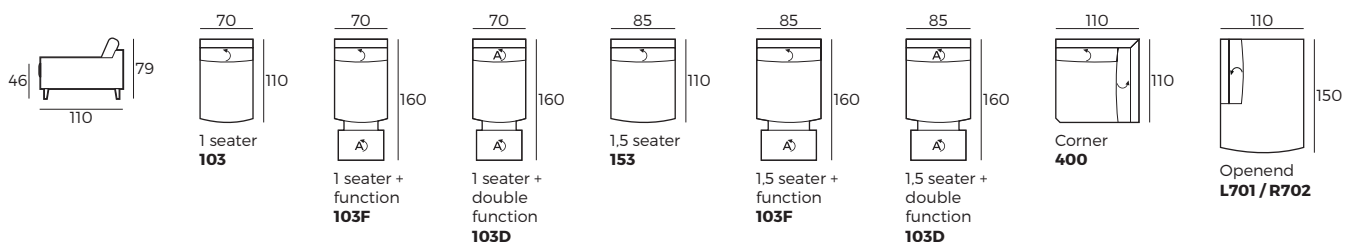
323
Metal

IMPORTANT:

Upholstered furniture is handmade using soft materials therefore measurements may vary up to +/- 5 cm.
Parts and sets shown in 2D drawings are left-sided. Parts and sets can be mirrored from left to right.

Single parts (Measurements with Gaby armrest)

Scale 1:100

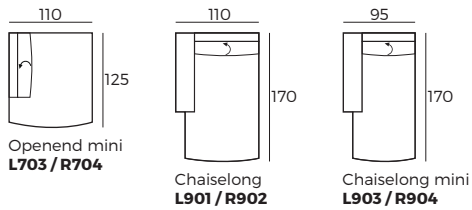


CUSTOM MADE COMFORT

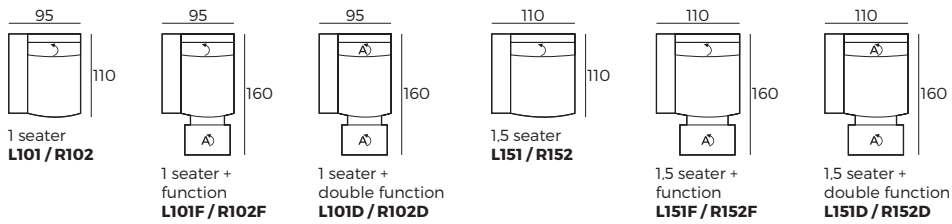
Dreamer

Single parts (Measurements with Gaby armrest)

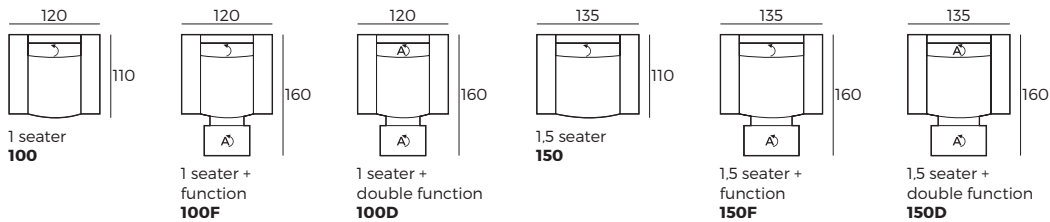
Scale 1:100



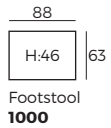
Half sets (Measurements with Gaby armrest)



Sets (Measurements with Gaby armrest)



Accessories



› - manual; Ⓐ - electrical; *F - single electric function; *D - double electric function