

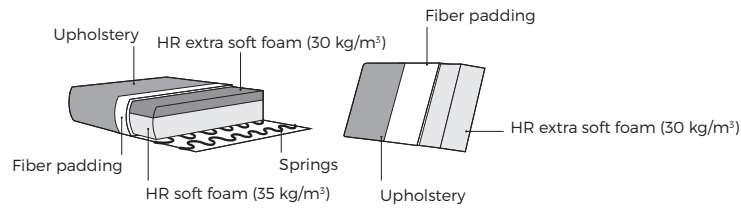
Bluemary




Bluemary



Comfort




1. Upholstery



* Leather covers may require more stitches than fabric covers.

2. Legs

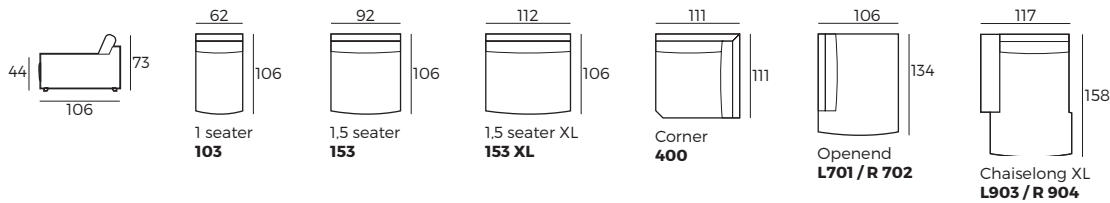


IMPORTANT:

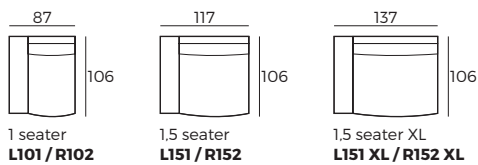
Upholstered furniture is handmade using soft materials therefore measurements may vary up to +/- 5 cm.
Parts and sets shown in 2D drawings are left-sided. Parts and sets can be mirrored from left to right.

Single parts

Scale 1:100



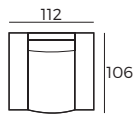
Half sets



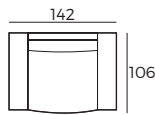
Bluemary

Sets

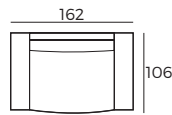
Scale 1:100



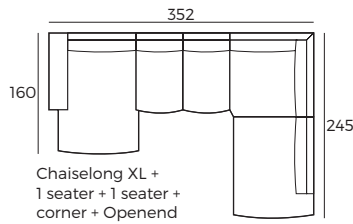
1 seater
100



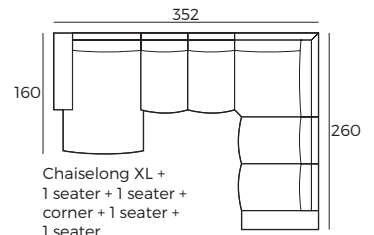
1.5 seater
150



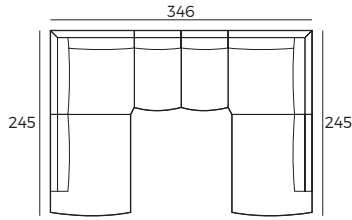
1.5 seater XL
150 XL



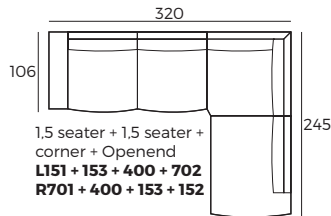
Chaiselong XL +
1 seater + 1 seater +
corner + Openend
L903 + 103 + 103 + 400 + 702
R701 + 400 + 103 + 103 + 904



Chaiselong XL +
1 seater + 1 seater +
corner + 1 seater +
1 seater
L903 + 103 + 103 + 400 + 103 + 102
R101 + 103 + 400 + 103 + 103 + 904

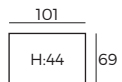


Openend + corner + 1 seater +
1 seater + corner + Openend
701 + 400 + 103 + 103 + 400 + 702



1.5 seater + 1.5 seater +
corner + Openend
L151 + 153 + 400 + 702
R701 + 400 + 153 + 152

Accessories



Footstool
1000